



**Cara-cara memohon
Skim Kredit Mikro Sarawak (SKMS)
secara *online***

(Bagi yang mempunyai Sarawak ID)

Oleh

Kementerian Perdagangan Antarabangsa dan Industri, Terminal
Industri dan Pembangunan Usahawan (MINTRED) Sarawak

1. Taip “sarawak.gov.my” di bahagian *Search*



sarawak.gov.my



All

News

Maps

Images

Shopping

More

Tools

About 5,410,000 results (0.52 seconds)

<https://sarawak.gov.my>

The Official Portal of the Sarawak Government

Sarawak Government Official Portal is a single gateway to access the **Sarawak** State Government information and the online services provided by the **Sarawak** ...

Results from sarawak.gov.my



Federated Identity ...

FIM is the Sarawak Government initiative to provide single sign ...


Login

Sarawak Government Official Portal is a single gateway to ...

The Official Portal of the ...

How to Register Sarawak ID

2. Anda akan menemui halaman seperti di bawah. Sila *scroll* ke bawah.



The screenshot shows the official portal of the Sarawak Government. At the top right, there are icons for a moon (dark mode), a language selector set to 'EN', and buttons for 'Sarawak ID', 'Login', and 'Register'. Below these is the Sarawak Government logo and the text 'The Official Portal of Sarawak Government'. To the right of the logo are icons for a search function, 'FAQ', 'Complaints & Feedback', 'Contact us', and 'Sitemap'. A navigation menu below the header includes: Home, About Sarawak, Sarawak Government, Services Directory, Residents, Agency Directory, Covid-19, and Media Center. The main banner features the Sarawak State Emblem on the left with the text 'KERAJAAN NEGERI SARAWAK' below it, and the Sarawak State Logo on the right with the text 'SARAWAKKU SAYANG' and 'JAGA SARAWAK • INTU SARAWAK' below it. At the bottom, a large yellow banner with a magnifying glass icon contains the text 'SISTEM SEMAKAN KELULUSAN BKSS B40 2021'.

3. Anda akan menemui halaman seperti di bawah. Sila klik **Sarawak Micro Credit Scheme (SMCS)**

Browse Services

All Services ▾

What type of service are you looking for? *eg. apply trade license*



Life Event

- Request for Permission to Get Married
- Pre Marriage Course Registration
- Apply Job with State Government

More..



Social & Community

- Apply Job with State Government
- Submit Public Feedback
- Apply for Kenyalang Gold Card (KGC)
- Apply for Post-Natal Assistance (BIB)
- Apply for Endowment Fund Sarawak (EFS)

More..



Business & Trade

- Apply for Manufacturing Permit and Industrial Lot
- [Sarawak Micro Credit Scheme \(SMCS\)](#)
- Permit of Small Businesses and Hawkers under BKSS 6.0 Special Financial Assistance
- BKSS 6.0 Financial Assistance for Penambang Operators
- BKSS 6.0 Financial Assistance for Licensed Van Operators, Taxi Drivers and School Bus/Van Operators

More..



4. Anda akan menemui halaman seperti di bawah. Sila klik **Apply Now**

 Sarawak ID [Login](#) | [Register](#)




[Home](#) [Services Directory](#) ▾ [Pay Bill](#) ▾ [Centre Directory](#) [Agency Directory](#)


Enter keyword to search service



[Home](#) > [Services Directory](#)

Sarawak Micro Credit Scheme (SMCS)

 [Set As Your Favourite](#)

 [Print This Page](#)

Introduction


Sarawak Micro Credit Scheme (SMCS) is a financial assistance in terms of soft loan to the B40 entrepreneurs, small and micro enterprises. This scheme is open to sarawakians (bumiputera and non-bumiputera) who reside and operate their business in Sarawak in all business sectors except agriculture. This financial assistance is only applicable for working capital, renovation of business premises and purchasing of machinery and equipment.

Related Services


Not Available

What are the type of scheme available?

[Back](#)

[Apply Now](#) 

5. Anda akan menemui halaman seperti di bawah. Sila klik **Sarawak ID Login**

 Sarawak ID [Login](#) [Register](#)



[Home](#) [Services Directory](#) [Pay Bill](#) [Centre Directory](#) [Agency Directory](#)




You are required to login on Sarawak ID to view the content on this page.

[Sarawak ID Login](#)

[About Us](#)

[Contact Us](#)

[Sitemap](#)

Connect with us 

Also reach us through mobile apps

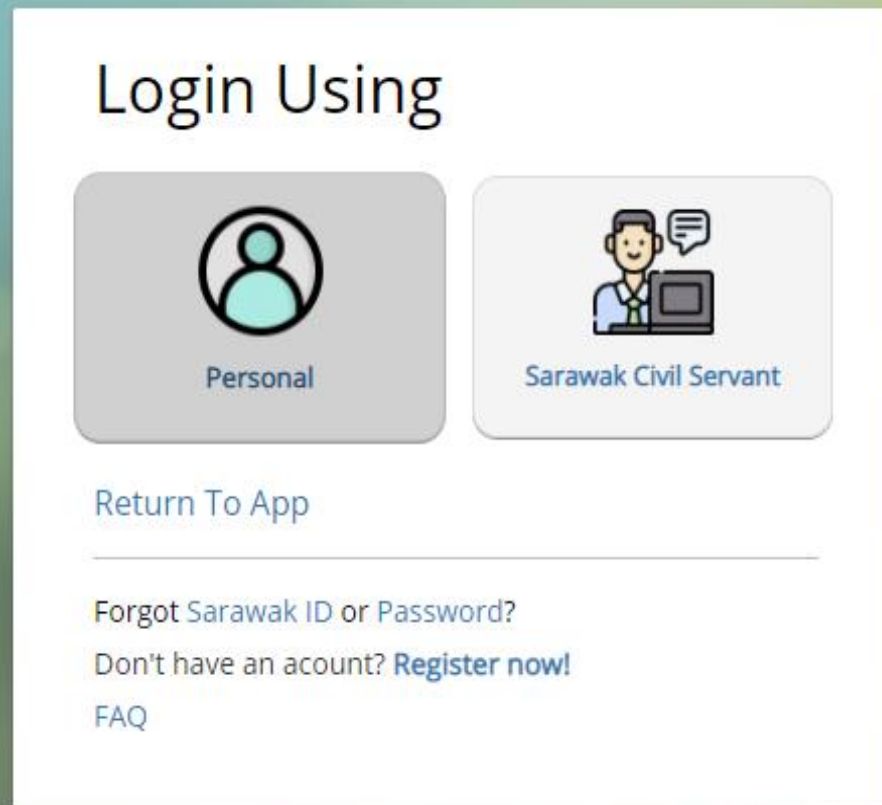


Copyright © Sarawak Government

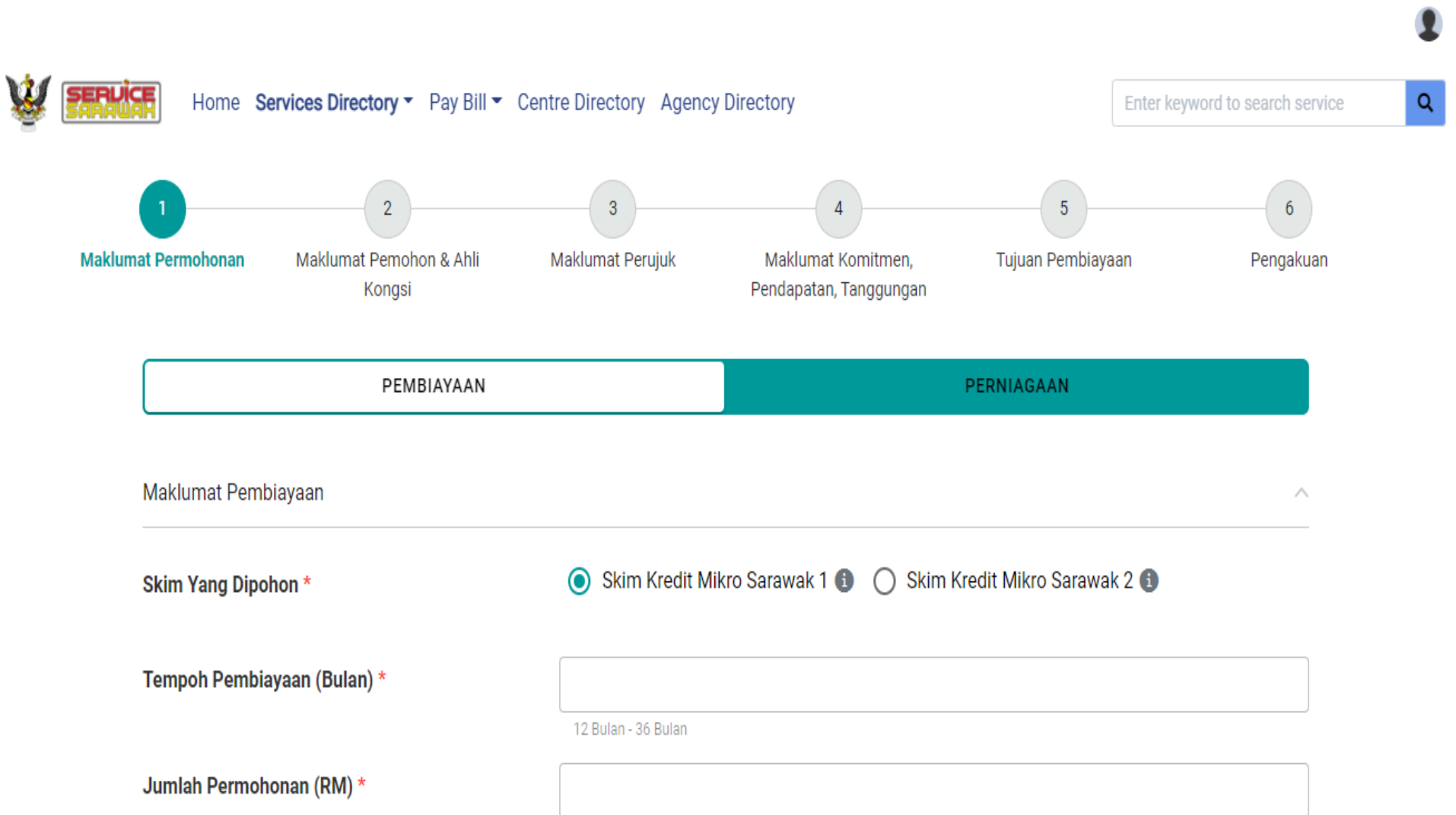
Disclaimer: The Government of Sarawak shall not be liable for any loss or damage caused by the usage of any information obtained from this portal. Services provided through this portal are subject to the terms and conditions of the respective providers

Best viewed with latest Firefox and latest Google Chrome in 1280 x 720 screen resolution.

6. Anda akan menemui halaman seperti di bawah. Sila klik **Personal**



7. Anda akan menemui halaman seperti di bawah. Sila lengkapkan maklumat yang diperlukan dan selamat memohon!



The screenshot displays the Sarawak Service Portal interface. At the top left is the Sarawak State Emblem and the 'SERUICE SARAWAK' logo. The navigation menu includes 'Home', 'Services Directory', 'Pay Bill', 'Centre Directory', and 'Agency Directory'. A search bar on the right contains the text 'Enter keyword to search service'. Below the navigation is a horizontal process flow with six steps: 1. Maklumat Permohonan (highlighted in teal), 2. Maklumat Pemohon & Ahli Kongsi, 3. Maklumat Perujuk, 4. Maklumat Komitmen, Pendapatan, Tanggungan, 5. Tujuan Pembiayaan, and 6. Pengakuan. Below the flow is a teal bar with two tabs: 'PEMBIAYAAN' (selected) and 'PERNIAGAAN'. The main content area is titled 'Maklumat Pembiayaan' and contains the following fields:

- Skim Yang Dipohon ***: Two radio button options: 'Skim Kredit Mikro Sarawak 1' (selected) and 'Skim Kredit Mikro Sarawak 2'.
- Tempoh Pembiayaan (Bulan) ***: A text input field with a dropdown menu showing '12 Bulan - 36 Bulan'.
- Jumlah Permohonan (RM) ***: A text input field.